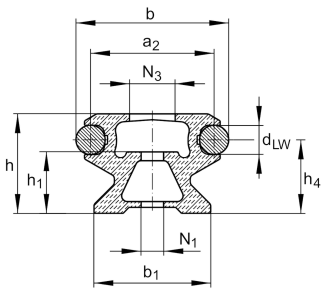
**LFS32-CE** **Carril-guía**

hollow section profile, fixing hole spacing half of standard, with two raceway shafts;
corrosion-resistant design possible

Información técnica**Variante de su producto actual**

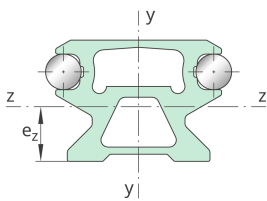
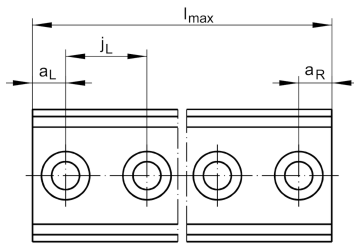
Size code	32	
Ejecución	C	Hollow section profile
Location guideway	E	Fixing hole spacing half of standard

Medidas principales y datos de rendimiento

h	20 mm	Height
b	32 mm	Width
l _{max}	6.000 mm	Length maximum
I _y	18.305 mm ⁴	Second moment of area
I _z	10.072 mm ⁴	Second moment of area
LF _Q	261 mm ²	Cross-sectional area
W _y	1.165 mm ³	Wider resistance torque
W _z	995 mm ³	Wider resistance torque

Medidas de montaje

N ₁	6,5 mm	Bore diameter
N ₃	12 mm	Bore diameter





Medidas

a ₂	26 mm	Distance
a _{L max}	52 mm	Distance
a _{L min}	11 mm	Distance
a _{R max}	52 mm	
a _{R min}	11 mm	
b ₁	24 mm	Anchura
d _{LW}	6 mm	Diameter
e _Z	10,1 mm	Distance
h ₁	12 mm	Height
h ₄	15 mm	Height
j _L	62,5 mm	Increment