**LFS32x.x..-OV-100-VBS** [↗](#)

Carril-guía

solid profile, curved guideway; corrosion-resistant design possible

Información técnica

Variante de su producto actual

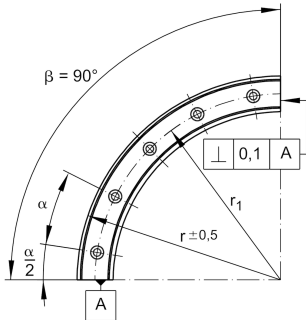
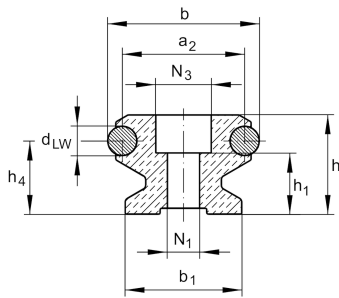
Size code	32	
Guideway design	OV	Solid profile, curved guideway
Radius	100	
Características especiales	VBS	Rail connector

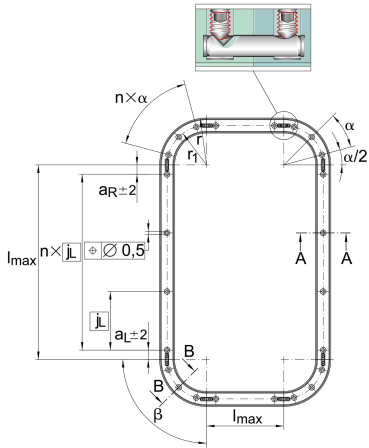
Medidas principales y datos de rendimiento

h	20 mm	Height
b	32 mm	Width
l _{max}	6.000 mm	Length maximum
r	100 mm	Radius
β	90 °	Radian measure

Medidas de montaje

N ₁	6,5 mm	Bore diameter
N ₃	12 mm	Bore diameter





Medidas

a ₂	26 mm	Distance
a _{L max}	116 mm	Distance
a _{L min}	36 mm	Distance
a _{R max}	116 mm	
a _{R min}	36 mm	
b ₁	24 mm	Anchura
d _{LW}	6 mm	Diameter
h ₁	12 mm	Height
h ₄	15 mm	Height
j _L	125 mm	Increment
r ₁	84 mm	Radius
x	3	Number
α	30 °	Angle