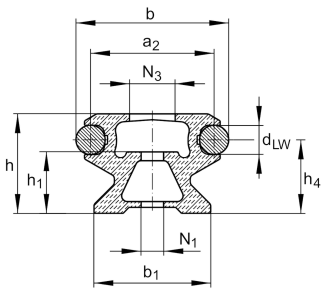
**LFS42-CE** **Carril-guía**

hollow section profile, fixing hole spacing
half of standard, with two raceway shafts;
corrosion-resistant design possible

Información técnica**Variante de su producto actual**

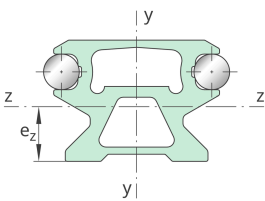
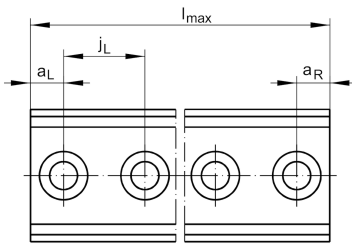
Size code	42	
Ejecución	C	Hollow section profile
Location guideway	E	Fixing hole spacing half of standard

Medidas principales y datos de rendimiento

h	20 mm	Height
b	42 mm	Width
l_{max}	6.000 mm	Length maximum
I_y	33.929 mm ⁴	Second moment of area
I_z	14.052 mm ⁴	Second moment of area
LF _Q	358 mm ²	Cross-sectional area
W_y	1.858 mm ³	Wider resistance torque
W_z	1.391 mm ³	Wider resistance torque

Medidas de montaje

N_1	9 mm	Bore diameter
N_3	15 mm	Bore diameter





Medidas

a ₂	32 mm	Distance
a _{L max}	51 mm	Distance
a _{L min}	20 mm	Distance
a _{R max}	51 mm	
a _{R min}	20 mm	
b ₁	28 mm	Anchura
d _{LW}	10 mm	Diameter
e _Z	10,1 mm	Distance
h ₁	12 mm	Height
h ₄	12,6 mm	Height
j _L	62,5 mm	Increment