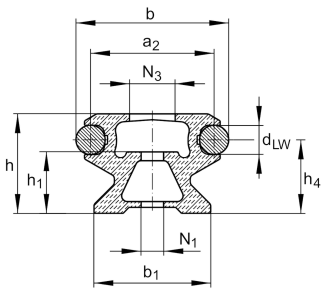
**LFS52-CE** **Carril-guía**

hollow section profile, fixing hole spacing
half of standard, with two raceway shafts;
corrosion-resistant design possible

Información técnica**Variante de su producto actual**

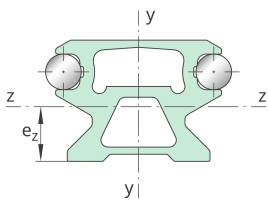
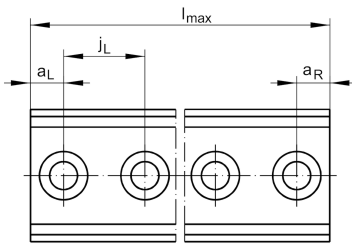
Size code	52	
Ejecución	C	Hollow section profile
Location guideway	E	Fixing hole spacing half of standard

Medidas principales y datos de rendimiento

h	34 mm	Height
b	52 mm	Width
l _{max}	6.000 mm	Length maximum
I _y	113.821 mm ⁴	Second moment of area
I _z	74.878 mm ⁴	Second moment of area
LF _Q	649 mm ²	Cross-sectional area
W _y	4.896 mm ³	Wider resistance torque
W _z	4.378 mm ³	Wider resistance torque

Medidas de montaje

N ₁	11 mm	Bore diameter
N ₃	19 mm	Bore diameter





Medidas

a ₂	42 mm	Distance
a _{L max}	110 mm	Distance
a _{L min}	17 mm	Distance
a _{R max}	110 mm	
a _{R min}	17 mm	
b ₁	40 mm	Anchura
d _{LW}	10 mm	Diameter
e _Z	17,1 mm	Distance
h ₁	21 mm	Height
h ₄	25,1 mm	Height
j _L	125 mm	Increment