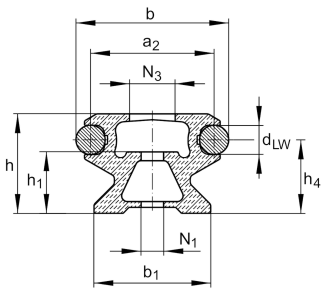
**LFS52-CEE** [↗](#)

## Carril-guía

hollow section profile, fixing hole spacing half of E, with two raceway shafts; corrosion-resistant design possible

## Información técnica



## Variante de su producto actual

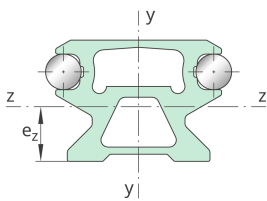
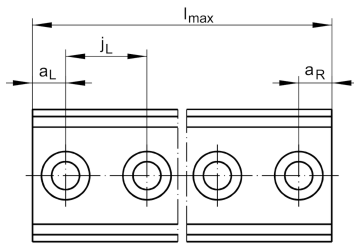
Size code	52	
Ejecución	C	Hollow section profile
Location guideway	EE	Fixing hole spacing half of E

## Medidas principales y datos de rendimiento

h	34 mm	Height
b	52 mm	Width
l <sub>max</sub>	6.000 mm	Length maximum
I <sub>y</sub>	113.821 mm <sup>4</sup>	Second moment of area
I <sub>z</sub>	74.878 mm <sup>4</sup>	Second moment of area
LF <sub>Q</sub>	649 mm <sup>2</sup>	Cross-sectional area
W <sub>y</sub>	4.896 mm <sup>3</sup>	Wider resistance torque
W <sub>z</sub>	4.378 mm <sup>3</sup>	Wider resistance torque

## Medidas de montaje

N <sub>1</sub>	11 mm	Bore diameter
N <sub>3</sub>	19 mm	Bore diameter





### Medidas

a <sub>2</sub>	42 mm	Distance
a <sub>L max</sub>	49 mm	Distance
a <sub>L min</sub>	17 mm	Distance
a <sub>R max</sub>	49 mm	
a <sub>R min</sub>	17 mm	
b <sub>1</sub>	40 mm	Anchura
d <sub>LW</sub>	10 mm	Diameter
e <sub>Z</sub>	17,1 mm	Distance
h <sub>1</sub>	21 mm	Height
h <sub>4</sub>	25,1 mm	Height
j <sub>L</sub>	62,5 mm	Increment