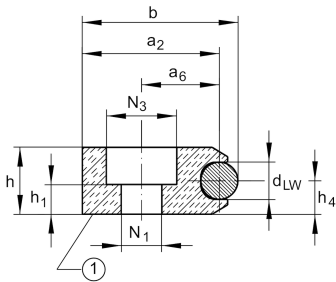
**LFS52-FHE** [↗](#)**Carril-guía**

flat solid profile, half guideway, fixing hole spacing half of standard, with one raceway shaft; corrosion-resistant design possible

Información técnica**Variante de su producto actual**

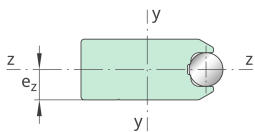
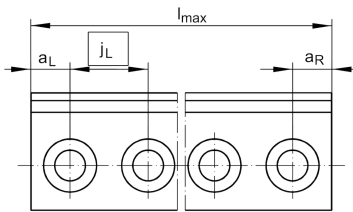
Size code	52	
Ejecución	FH	Flat solid profile, half guideway
Location guideway	E	Fixing hole spacing half of standard

Medidas principales y datos de rendimiento

h	18 mm	Height
b	42 mm	Width
l_{max}	6.000 mm	Length maximum
I_y	66.642 mm ⁴	Second moment of area
I_z	17.798 mm ⁴	Second moment of area
LF Q	629 mm ²	Cross-sectional area
W_y	3.765 mm ³	Wider resistance torque
W_z	1.977 mm ³	Wider resistance torque

Medidas de montaje

N_1	11 mm	Bore diameter
N_3	19 mm	Bore diameter





Medidas

a ₂	37 mm	Distance
a _{L max}	110 mm	Distance
a _{L min}	17 mm	Distance
a _{R max}	110 mm	
a _{R min}	17 mm	
d _{LW}	10 mm	Diameter
e _Z	9 mm	Distance
h ₁	8 mm	Height
h ₄	9 mm	Height
j _L	125 mm	Increment