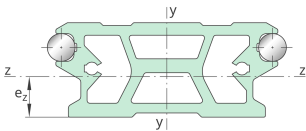
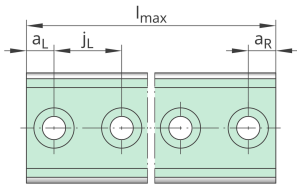
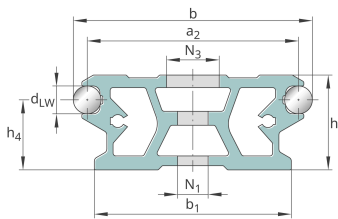


**LFS86-CE** [↗](#)

Carril-guía

hollow section profile, fixing hole spacing
half of standard, with two raceway shafts;
corrosion-resistant design possible

Información técnica



Variante de su producto actual

Size code	86	
Ejecución	C	Hollow section profile
Location guideway	E	Fixing hole spacing half of standard

Medidas principales y datos de rendimiento

h	34 mm	Height
b	86 mm	Width
l _{max}	6.000 mm	Length maximum
I _y	613.720 mm ⁴	Second moment of area
I _z	155.160 mm ⁴	Second moment of area
LF Q	1.185 mm ²	Cross-sectional area
W _y	16.587 mm ³	Wider resistance torque
W _z	8.866 mm ³	Wider resistance torque

Medidas de montaje

N ₁	13 mm	Bore diameter
N ₃	21 mm	Bore diameter



Medidas

a ₂	76 mm	Distance
a _{L max}	110 mm	Distance
a _{L min}	17 mm	Distance
a _{R max}	110 mm	
a _{R min}	17 mm	
b ₁	71 mm	Anchura
d _{LW}	10 mm	Diameter
e _Z	17,5 mm	Distance
h ₁	21 mm	Height
h ₄	25,1 mm	Height
j _L	125 mm	Increment