

**LTE50-280-A-2505-M-1** [↗](#)

Mesa lineal

Linear tables with closed shaft guidance system and ball screw drive, with shaft support block type A, with bellows, with single nut

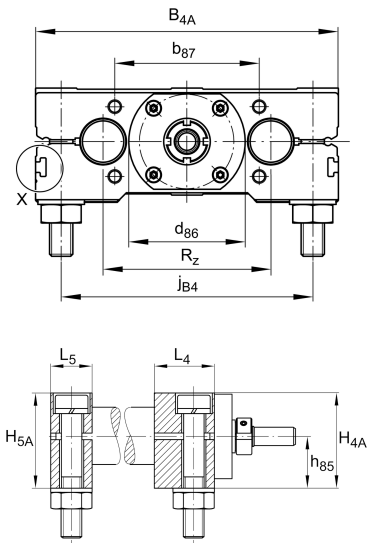
Información técnica

Variante de su producto actual

Size code	50	
Length of carriage	280	280 mm
Version	A	
Drive type	KGT	Ball screw drive
Spindle pitch	05	5 mm
Spindle diameter	25	25mm
Spindle nut design	M	Cylinder nut
Bellow	1	Yes

Medidas principales y datos de rendimiento

B ₁	280 mm	Total Width
H	100 mm	Total Height
L	280 mm	Length of Carriage



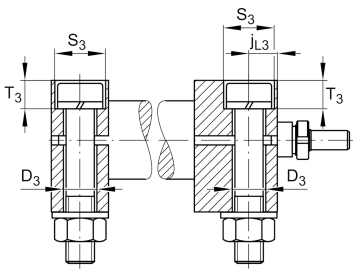
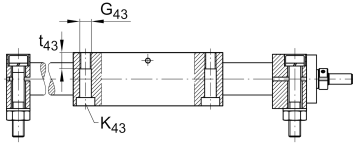


Medidas de montaje

B 4A	280 mm	Width of Shaft Support Blocks
b 87	62 mm	Tolerance $\pm 0,2$
D 3	17,5 mm	
d 85	16 mm	Tolerance h7
d 86	66 mm	Tolerance g7
G 43	M16	Thread
G 87	M8x18	Thread
h 85	52 mm	
h 87	62 mm	Tolerance $\pm 0,2$
J B43	250 mm	
J L43	250 mm	
j B4	240 mm	
j L3	15 mm	
K 43	M12	Thread
L 85	23 mm	
L 86	9 mm	
L 88	46 mm	
S 3	26 mm	
T 3	21 mm	
t 43	34 mm	Depth of Thread



Medidas



B B	22 mm	Length of Bellows Fastener
F _{BL}	1,24	Effective length factor of bellow
H ₁	96 mm	Height of Carriage
H _{4A}	96 mm	Height of Shaft Support Blocks
H _{5A}	96 mm	Height of Shaft Support Blocks
h ₁	48 mm	
L ₄	39 mm	Length of Shaft Support Block with Drive System
L ₅	30 mm	Length of Shaft Support Block without drive System
D ₇	50 mm	Ø Shaft, Tolerance h7



Datos técnicos

R _x	163 mm	
R _z	152 mm	
S	5 mm	Safety Distance
m _{LAW}	16,5 kg	Mass of Carriage
v _{max}	0,25 m/s	Maximum Speed
a _{max}	20 m/s ²	Maximum Acceleration
C _I	22.950 N	Load direction I: compressive load
C _{0I}	25.200 N	Load direction I: compressive load
C _{II}	22.950 N	Load direction II: tensile load
C _{0II}	25.200 N	Load direction II: tensile load
C _{III}	22.950 N	Load direction III: lateral load
C _{0III}	25.200 N	Load direction III: lateral load
M _{0x per}	1.904 Nm	Max. permissible static moment per Carriage
M _{0y per}	1.736 Nm	Max. permissible static moment per Carriage
M _{0z per}	1.510 Nm	Max. permissible static moment per Carriage
d ₀	25 mm	Spindle Diameter
P	5 mm	Spindle Pitch
C	12.300 N	Load capacity Spindle Nut dyn
C ₀	22.500 N	Load capacity Spindle Nut stat
C _a	18.800 N	Load capacity fixed Spindle bearing dyn
C _{0a}	31.000 N	Load capacity fixed Spindle bearing stat

Información adicional

12 Nm	Max. permissible drive torque
KB50-P	Linear Ball Bearings
ZKLN1747-2RS-PE	Rolling Bearings (locating bearing)
0,05 mm	Repeat accuracy ±
2,25 kg*cm ²	Mass moment of inertia of threaded Spindle



Rango de temperatura

0 °C

Minimum operating Temperatur

80 °C

Maximum operating Temperatur