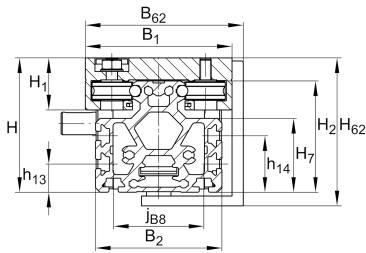
**MKLF52-200-ZR**

Módulo lineal

Clamping actuators with external track roller guidance system and toothed belt drive. Basic design, two carriages driven in opposing directions

Información técnica

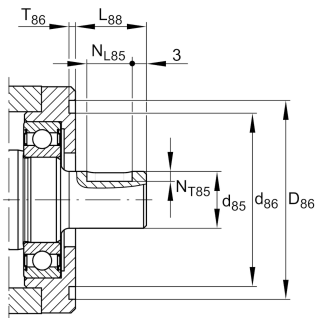
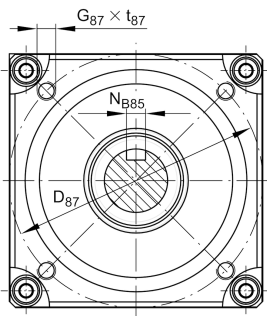
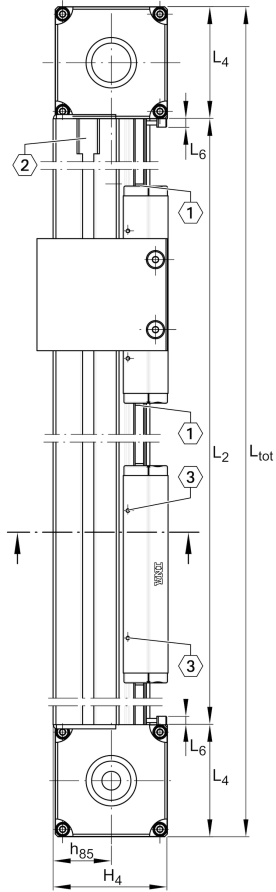


Variante de su producto actual

Size code	52	
Length of carriage	200	200 mm
Carriage design	/	Carro estándar
Drive type	(3)ZR	Toothed belt drive
Additional carriage	/	No additional carriage
Support rail design	/	One-piece
Bellow	/	No

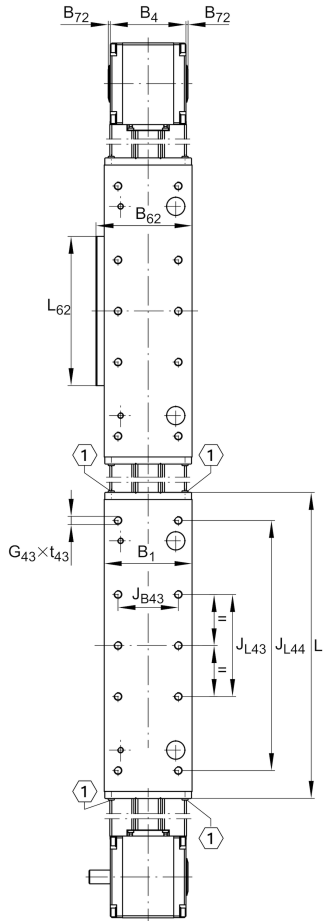
Medidas principales y datos de rendimiento

B ₁	130 mm	Total Width
H	119 mm	Altura
L	200 mm	Longitud



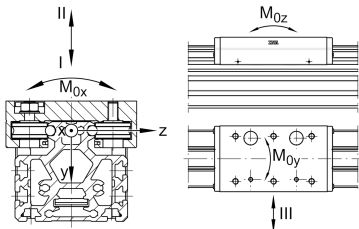
Medidas de montaje

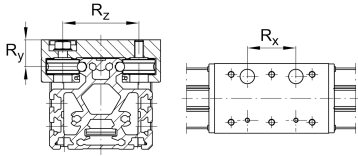
D 86	95 mm	
D 87	115 mm	Ø Bolt circle
d 85	20 mm	
d 86	76 mm	Ø Inner Fit
L 88	31 mm	
G 43	M10	Thread
G 87	M8	Thread
h 85	60,6 mm	
J B43	90 mm	
J L43	110 mm	Tolerance ±0,2
j B8	80 mm	
N B85	6 mm	Width of Keyway
N L85	25 mm	Length of Keyway
N T85	3,5 mm	Depth of Keyway
T 86	4 mm	Depth Fit
Tol T 86 up	0,5 mm	Upper tolerance
Tol T 86 low	0 mm	Lower tolerance
t 43 max	20 mm	Depth of Thread
t 87 max	15 mm	



Medidas

B 2	112 mm	Width of Support Rail
B 4	111 mm	Width of Return Unit
B 72	2 mm	
H 1	46,1 mm	
H 2	98,6 mm	Altura
H 4	118,3 mm	Height of Return Unit
H 7	65,4 mm	
h 13	25 mm	
h 14	50 mm	
L 2 max	8.000 mm	Maximum length of Support Rail
L 4	115,5 mm	
L 6	6 mm	Length of Wiper Brushes
S	85 mm	Medida



**Datos técnicos**

m_{LAW}	4,82 kg	Mass of Carriage
v_{max}	8 m/s	Maximum Speed
a_{max}	40 m/s ²	Maximum Acceleration
R_x	60 mm	
R_y	29,3 mm	
R_z	83 mm	
I C	10.000 N	Load direction I: compressive load
I C ₀	5.200 N	Load direction I: compressive load
II C	10.000 N	Load direction II: tensile load
II C ₀	5.200 N	Load direction II: tensile load
III C	16.800 N	Load direction III: lateral load
III C ₀	10.000 N	Load direction III: lateral load
$M_{0x\ per}$	110 Nm	Max. permissible static moment per Carriage
$M_{0y\ per}$	290 Nm	Max. permissible static moment per Carriage
$M_{0z\ per}$	150 Nm	Max. permissible static moment per Carriage
I_y	386 cm ⁴	Geometrical moments of inertia of Support Rail
I_z	301 cm ⁴	Geometrical moments of inertia of Support Rail

Información adicional

	73,5 Nm	Max. permissible drive torque
	4 x LFR5201-10-2Z	Track Rollers
	0,1 mm	Repeat Accuracy ±
	270 mm	Feed (mm/rotation)
	32AT10	Toothed Belt
	0,2 kg/m	Mass of Toothed Belt
	1.750 N	Permissible Toothed Belt operating force
	12,6 kg*cm ²	Mass moment of inertia of Gears



Rango de temperatura

T _{min}	0 °C	Minimum operating Temperatur
------------------	------	------------------------------

T _{max}	80 °C	Maximum operating Temperatur
------------------	-------	------------------------------